

# Summary of Survey Results: 2019-2023

Trades Training Type:

Applied filters:

Cohort  
Respondents  
Response Rate



## Demographics

Gender

Age at the Time of the Survey

Aboriginal Identity

Median Age  
**21**

## About the Respondents

**3%**  
took Adult Basic Education courses during or prior to their trade training program

**3%**  
took English as a Second Language courses during or prior to their trades

## Region respondents were living in at the time of the survey

# Summary of Survey Results: 2019-2023

## Applied filters:

CPCVCCA Auto Collision Repair Technician;

Cohort	87
Respondents	40
Response Rate	46%

## Employment Outcomes

In the labour force

**92%**

Employment rate

**83%**

Unemployment rate

**8.3%**

The "Employment rate" is the number employed as a percentage of all respondents.

The "Unemployment rate" is the number of unemployed as a percentage of respondents in the labour force.

## Of those employed:

n = 33

Hourly Wage  
(median, main job)

**\$18**

Hours Worked  
(median, main job)

**40**

Skills and Knowledge Gained  
Useful in Performing Job

Hourly Wage Group (main job)

## Top Occupations (4 digit NOC)

Top Occupations (4 digit NOC)	# employed	% of those employed
7322: Motor vehicle body repairers	16	48%
6732: Specialized cleaners	3	9%
XXXX: Unclassified occupations		6%
1521: Shippers and receivers	1	3%
7241: Electricians (except industrial and power system)	1	3%
Total of top occupations	30	91%
Total employed	33	

# Summary of Survey Results: 2019-2023

Trades Training Type:

Applied filters:





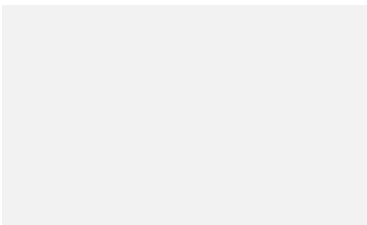



Cohort  
Respondents  
Response Rate

said they were very satisfied or satisfied with

Satisfaction with PostSecondary Experience

Not  
applicable

Percentages are based on those who gave a valid rating, excluding those who said not applicable.



# Summary of Survey Results: 2019-2023

Applied filters: