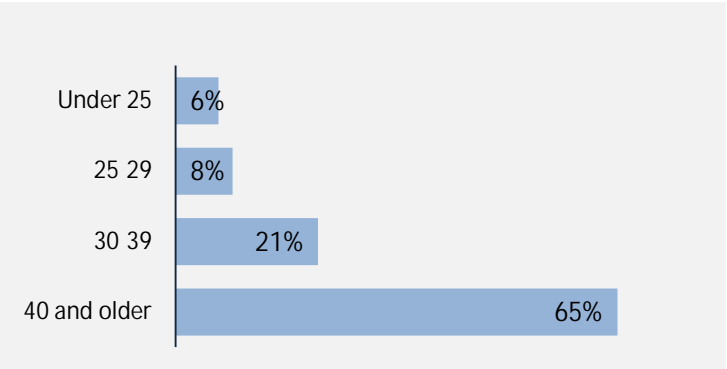
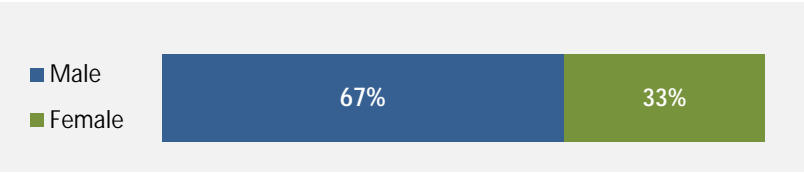


Progressive apprenticeship, Traditional apprenticeship, Trades foundation, and Trades related vocational programs

CPC: VCC: Building Manager (Residential);

96
48
50%

Description of Survey Respondents



2%
Based on domestic students only

47

About the Respondents

13%


relocated from their hometown to attend program

8%

*took **Adult Basic Education** courses during or prior to their trades training program*

15%

*took **English as a Second Language** courses during or prior to their trades training program*



Summary of Survey Results: 2019-2023

Trades Training Type:

Progressive apprenticeship, Traditional apprenticeship, Trades foundation, and Trades related vocational programs

Applied filters:

CPC: VCC: Building Manager (Residential);

Cohort	96
Respondents	48
Response Rate	50%

Employment Outcomes

In the labour force

89%

Employment rate

83%

Unemployment rate

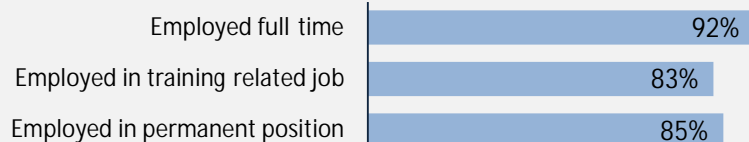
4.8%

The "Employment rate" is the number employed as a percentage of all respondents.

The "Unemployment rate" is the number of unemployed as a percentage of respondents in the labour force.

Of those employed:

n = 40



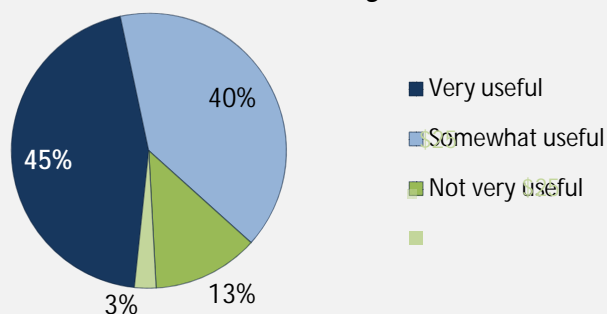
*Hourly Wage
(median, main job)*

\$20

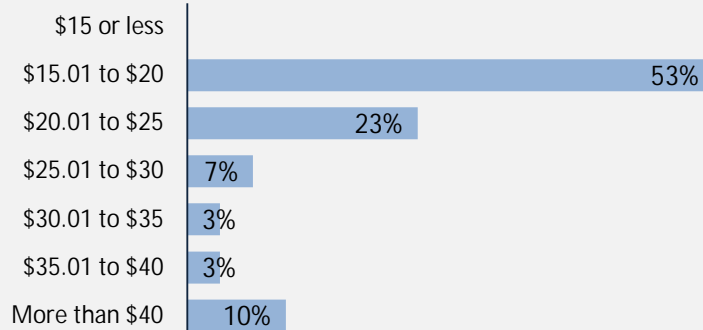
*Hours Worked
(median, main job)*

40

Skills and Knowledge Gained Useful in Performing Job



Hourly Wage Group (main job)






Top Occupations (4 digit NOC)

	# employed	% of those employed
1224: Property administrators	12	30%
6733: Janitors, caretakers and building superintendents	9	23%
6315: Cleaning supervisors	2	5%
6525: Hotel front desk clerks	2	5%
0714: Facility operation and maintenance managers	2	5%
6742: Other service support occupations, n.e.c.	1	3%
1122: Professional occupations in business management consulting	1	3%
4212: Social and community service workers	1	3%
0711: Construction managers	1	3%
0631: Restaurant and food service managers	1	3%
<i>Total of top occupations</i>	32	80%
<i>Total employed</i>	40	

Summary of Survey Results: 2019-2023

Applied filters:



Summary of Survey Results: 2019-2023

Applied filters:

Cohort
Respondents
Response Rate



Other Education
Trades related vocational respondents only, results are shown for the education they took before and after their program.

took further studies		

Summary of Survey Results: 2019-2023

Applied filters:

*Cohort
Respondents
Response Rate*