

# Diploma, Associate Degree or Certificate Student Outcomes

## Summary of Survey Results: 2019 to 2023

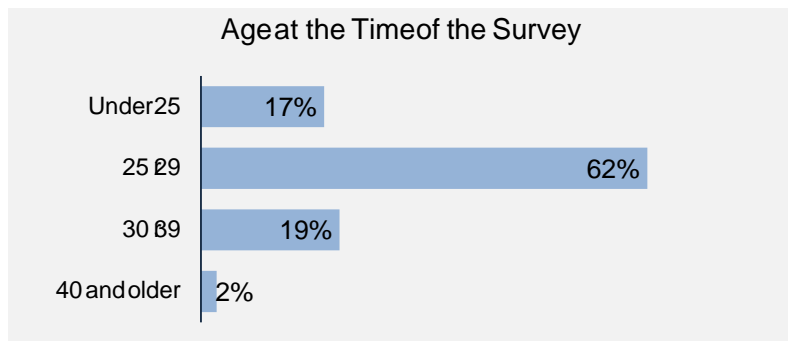
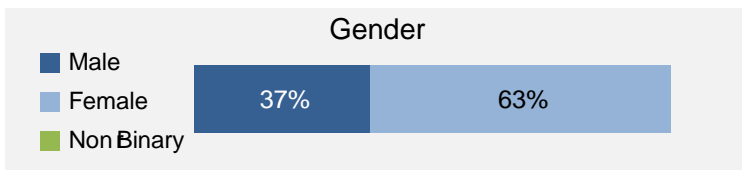
Applied filters:

CPCVCC Business & Project Management;

Cohort	124
Respondents	47
Response Rate	38%

### Description of Survey Respondents

#### Demographics



Aboriginal Identity  
**0%**  
Based on domestic students only.

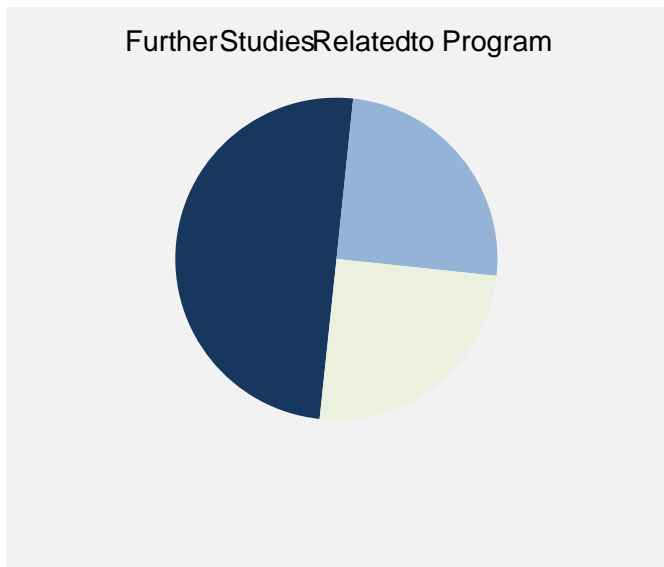
Median Age  
**26**

#### Further Education

**9%**  
took further studies after graduating from their program  
n = 4

**100%**  
of those who had taken further studies said their program prepared them well

**0%**  
of respondents were currently studying



Of those who took further studies at a different institution:  
**25%**  
expected transfer credit  
n = 1

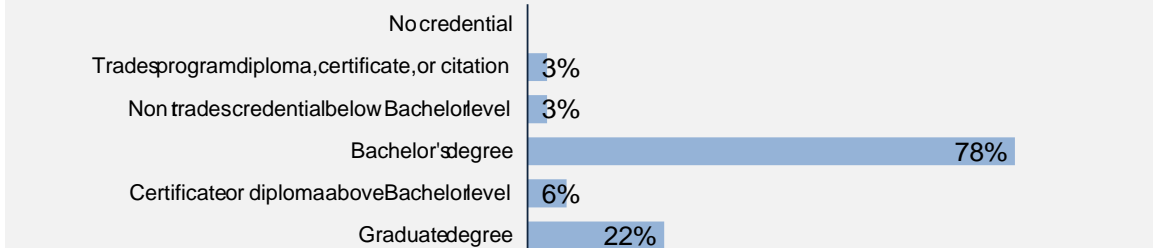
Of those who expected transfer credit:  
**100%**  
Received transfer credit

**100%**  
were very satisfied or satisfied with their transfer experience

#### Past Education

**68%** of respondents had taken previous post secondary education n = 32

Respondents were asked if they took ABE or ESL courses during or prior to their studies



Adult Basic Education  
**4%**

English as a Second Language  
**4%**

Credentials are based on those who had taken previous post secondary education. Respondents could report more than one type of post secondary credential.

# Diploma, Associate Degree & Certificate Student Outcomes Summary of Survey Results: 2019 to 2023

Applied filters:

Cohort  
Respondents  
Response Rate

		Cohort Respondents Response Rate

Total of top		38

# Diploma, Associate Degree, and Certificate Student Outcomes

## Summary of Survey Results: 2019 to 2023

Applied filters:

CPCVCCBusiness & ProjectManagement;

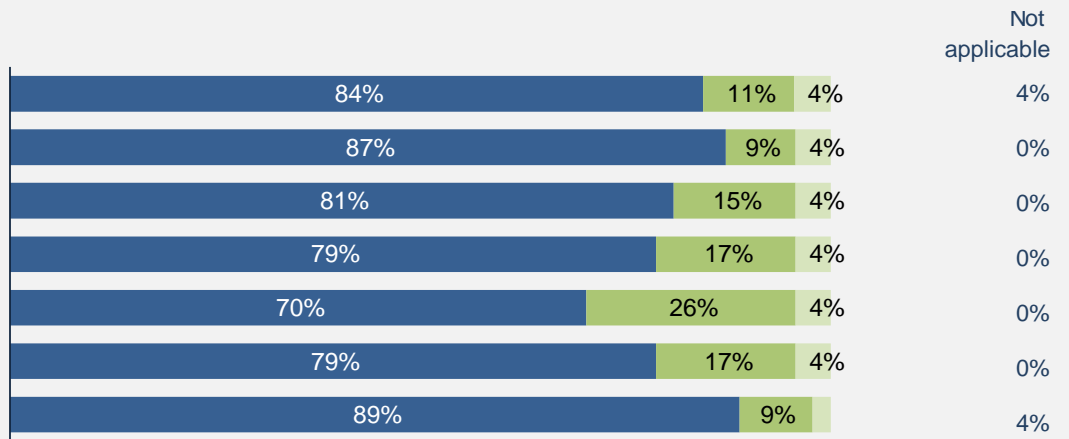
Cohort	124
Respondents	47
Response Rate	38%

### Skill Development and Post-Secondary Experience

# 87%

said they were very satisfied or satisfied with the education they received.

#### Skill Development



Percentages are based on those who gave a valid rating, excluding those who said Not applicable.

#### Satisfaction with Post-Secondary Experience

Not applicable
2%
2%
0%
0%
0%

Percentages are based on those who gave a valid rating, excluding those who said Not applicable.