

Summary of Survey Results: 2019-2023

Trades Training Type:

Applied filters:

Cohort
Respondents
Response Rate



Demographics

Gender

Age at the Time of the Survey

Aboriginal Identity

Median Age
28

About the Respondents

3%
took Adult Basic Education courses during or prior to their trades training program

5%
took English as a Second Language course


Region respondents were living in at the time of the survey

Summary of Survey Results: 2019-2023

Applied filters:










--	--	--



--	--	--

--	--



Summary of Survey Results: 2019-2023

Trades Training Type:

Progressive apprenticeship, Traditional apprenticeship, Trades foundation, and Trades related vocational programs

Applied filters:

CPC: VCC: Culinary Arts Apprentice;

Cohort	110
Respondents	66
Response Rate	60%

Skill Development and Post-Secondary Experience

97%

said they were very satisfied or satisfied with the education they received.

Skill Development

Not applicable

20%

17%

2%

2%

0%

3%

2%

5%

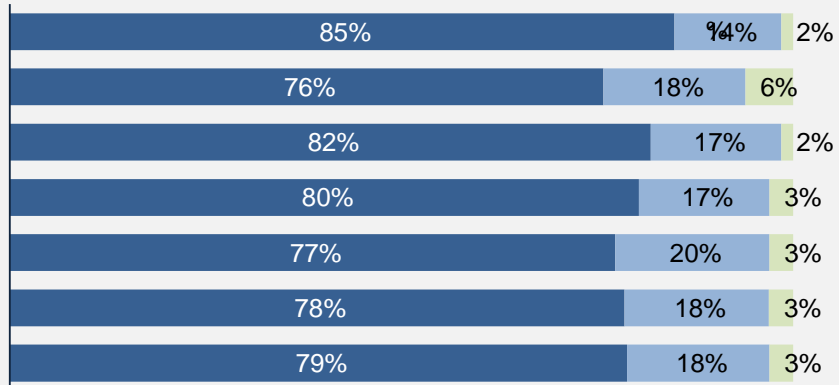
0%

Percentages are based on those who gave a valid rating, excluding those who said not applicable.

Satisfaction with Post-Secondary Experience

Not applicable

Quality 0 % 0



Percentages are based on those who gave a valid rating, excluding those who said not applicable.


Summary of Survey Results: 2019-2023

Applied filters:





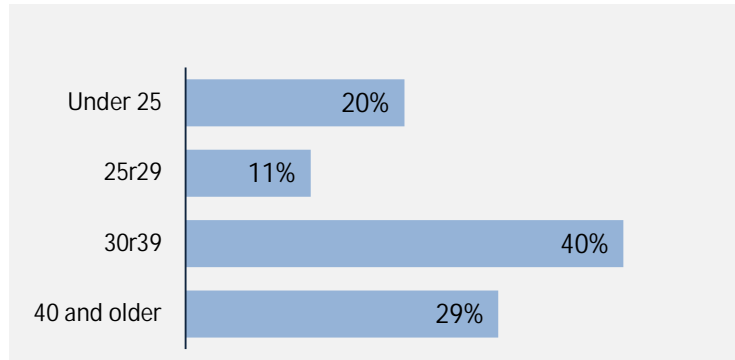

--	--	--



CPC: VCC: Culinary Arts Apprentice Level 1;

92
35
38%

Description of Survey Respondents



3%
Based on domestic students only


34

About the Respondents

12%
relocated from their hometown to attend program

0%
took Adult Basic Education courses during or prior to their trades training program

6%
took English as a Second Language courses during or prior to their trades training program



Summary of Survey Results: 2019-2023

Trades Training Type:

Progressive apprenticeship, Traditional apprenticeship, Trades foundation, and Trades-related vocational programs

Applied filters:

CPC: VCC: Culinary Arts Apprentice Level 1;

Cohort	92
Respondents	35
Response Rate	38%

Employment Outcomes

In the labour force

100%

Employment rate

94%

Unemployment rate


5.7%

The "Employment rate" is the number employed as a percentage of all respondents.

The "Unemployment rate" is the number of unemployed as a percentage of respondents in the labour force.

Of those employed:

n = 33



Hourly Wage
(median, main job)

\$21

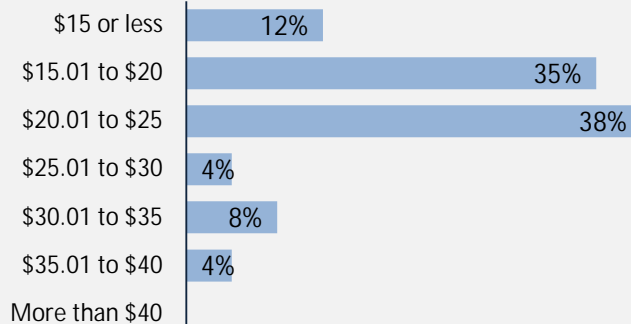
Hours Worked
(median, main job)

40

Skills and Knowledge Gained
Useful in Performing Job



Hourly Wage Group (main job)



Top Occupations (4 digit NOC)

Occupation	# employed	% of those employed
6322: Cooks	17	52%
6321: Chefs	11	33%
XXXX: Unclassified occupations	3	9%
6611: Cashiers	1	3%
7511: Transport truck drivers	1	3%




Total of top occupations	33	100%
Total employed	33	

Summary of Survey Results: 2019-2023


Trades Training Type:

Applied filters:

Cohort
Respondents
Response Rate



Percentages

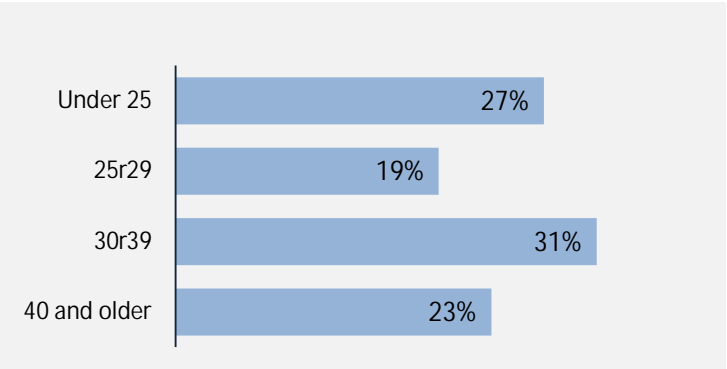
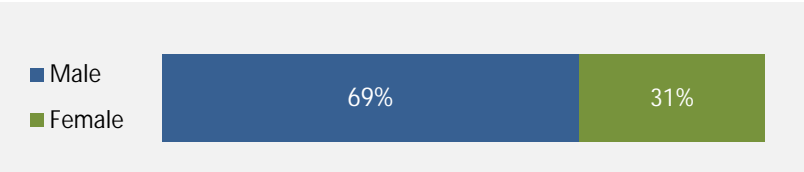


Progressive apprenticeship, Traditional apprenticeship, Trades foundation, and Trades-related vocational programs

CPC: VCC: Culinary Arts Apprentice Level 2;

57
26
46%

Description of Survey Respondents



0%
Based on domestic students only


31

About the Respondents

21%
relocated from their hometown to attend program

4%
took Adult Basic Education courses during or prior to their trades training program

0%
took English as a Second Language courses during or prior to their trades training program



Summary of Survey Results: 2019-2023

Applied filters:

Cohort
Respondents
Response Rate

In the labour force

96%

Unemployment rate

0.0%

The

Summary of Survey Results: 2019-2023

Trades Training Type:

Progressive apprenticeship, Traditional apprenticeship, Trades foundation, and Trades-related vocational programs

Applied filters:

CPC: VCC: Culinary Arts Apprentice Level 2;

Cohort	57
Respondents	26
Response Rate	

96%

said they were very satisfied or satisfied with the education they received.

Skill Development

Not applicable

23%

19%

12%

8%

4%

4%

0%

4%

4%

Percentages are based on those who gave a valid rating, excluding those who said not applicable.

Satisfaction with PostSecondary Experience

Not applicable

0%

0%

0%

0%

0%

0%

4%

Percentages are based on those who gave a valid rating, excluding those who said not applicable.

Summary of Survey Results: 2019-2023

Applied filters:

Cohort
Respondents
Response Rate

