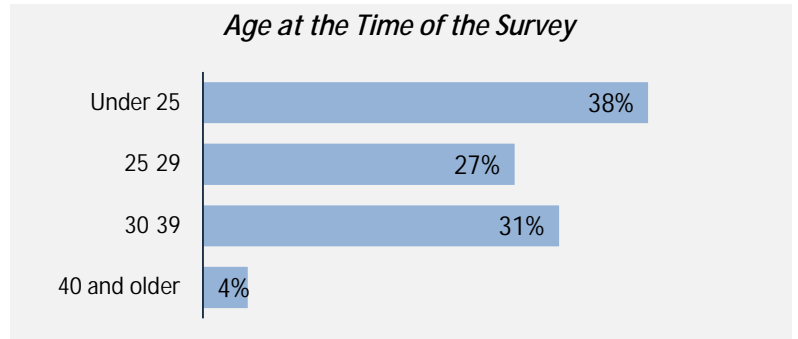
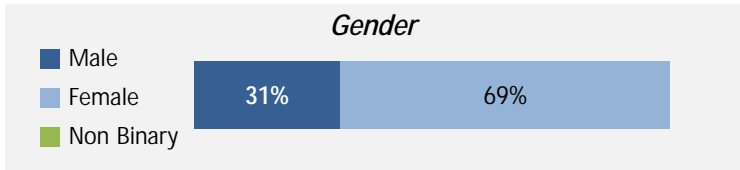


Applied filters:

⌵ ⌶ ⌷ ⌸

Cohort 83  
 Respondents 52  
 Response Rate 63%

**Demographics**



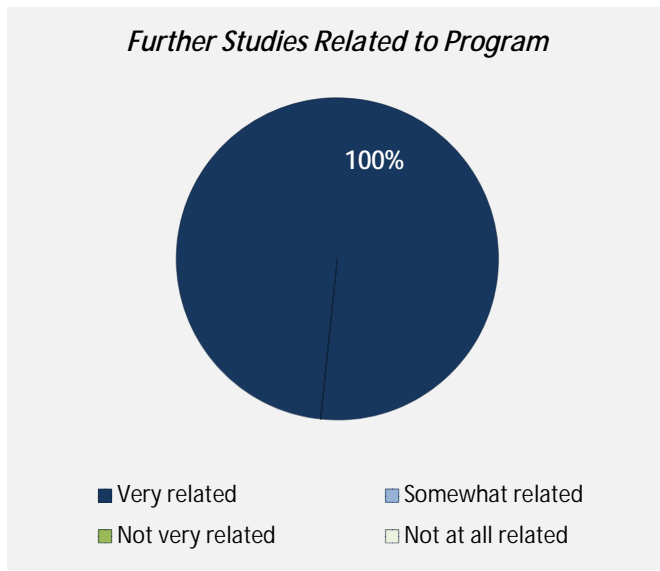
**Aboriginal Identity**  
 0%

**Median Age**  
 27

**Further Education**

2%

*n=1*



Of those who took further studies at a different institution:  
 100%

*n=1*

0%

0%

2%

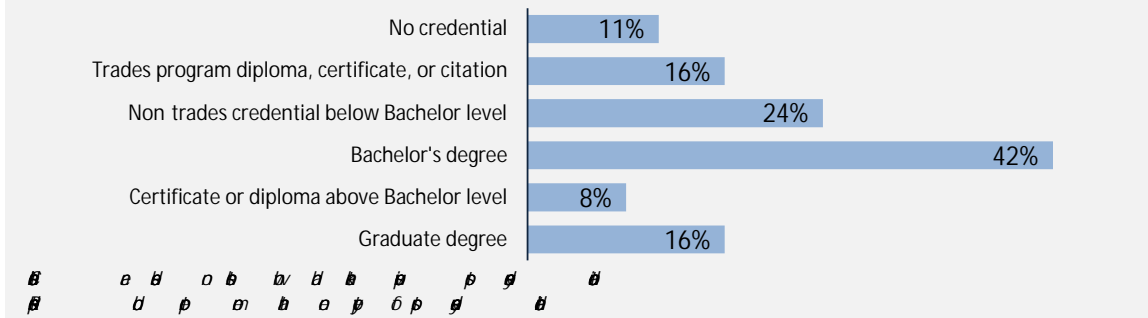
0%

very satisfied satisfied

**Past Education**

**75%** of respondents had taken previous post secondary education *n = 38*

Respondents were asked if they took ABE or ESL courses during or prior to their studies



**Adult Basic Education**  
 0%

**English as a Second Language**  
 14%



