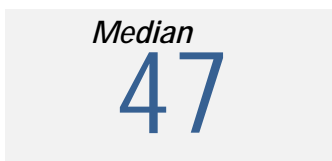
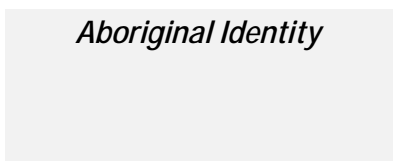
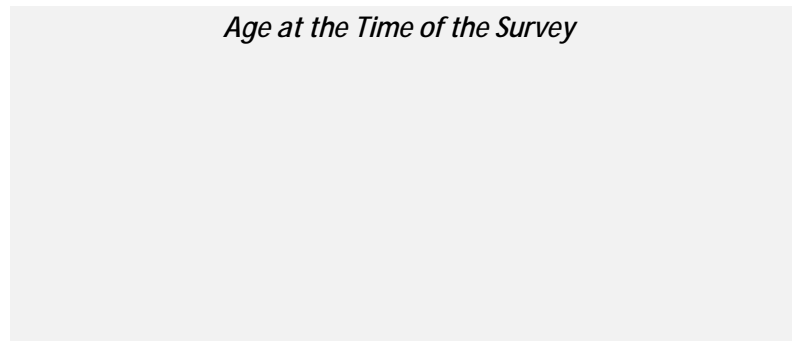
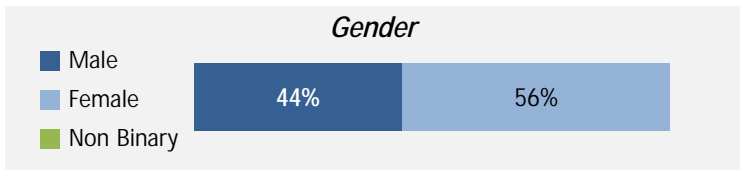


**Applied filters:**

CPC: VCC: Instructor Development Training;

Cohort 1,003  
 Respondents 546  
 Response Rate

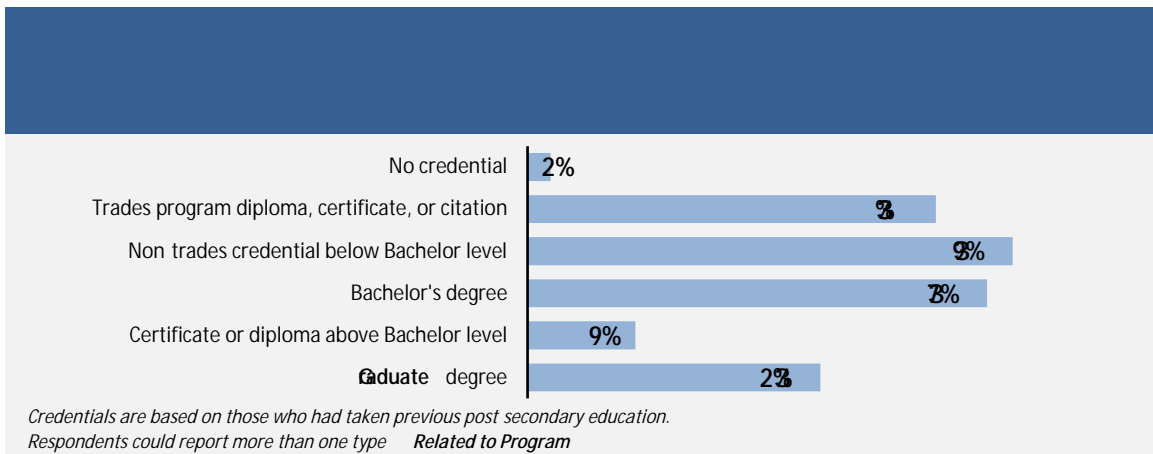
## Demographics



took further studies after graduating from their program  
 n = 174



Of those who took further studies at a different institution:  
**20%**  
 expected transfer credit  
 n = 28



### English as a Second Language

Applied filters:

Cohort  
Respondents  
Response Rate






Of those employed:

n = 507

The "Employment rate" is the number employed as a percentage of all respondents. The "Unemployment rate" is the number of unemployed as a percentage of respondents in the labour force.

Weekly H



# Employed      % of those employed




Total of top occupations  
Total employed

507

**Applied filters:**

*CPC: VCC: Instructor Development Training;*

<i>Cohort</i>	<i>1,003</i>
<i>Respondents</i>	<i>546</i>
<i>Response Rate</i>	<i>54%</i>



*Percentages are based*

