

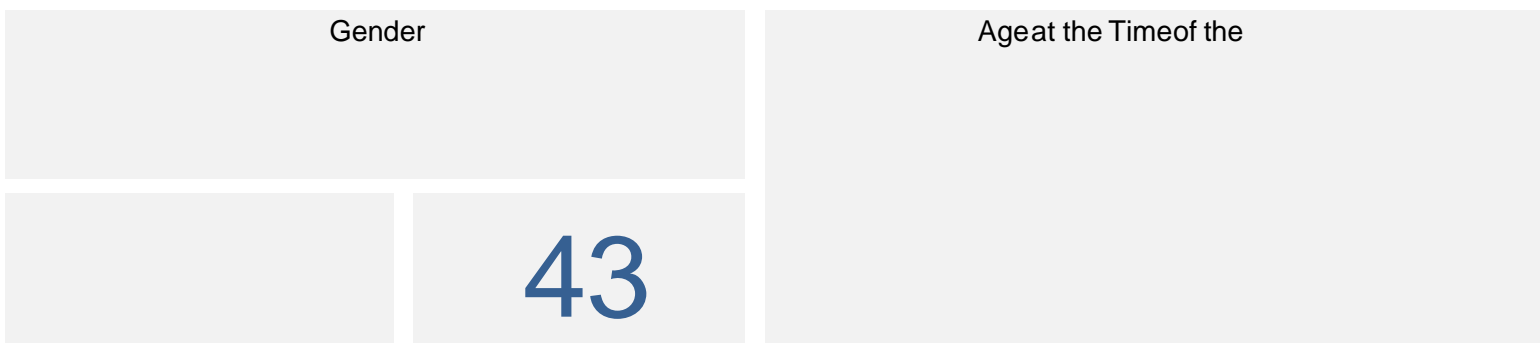
# Diploma, Associate Degree or Certificate Student Outcomes Summary of Survey Results: 2019 to 2023

Applied filters:  
CPCVCC Interior Design;


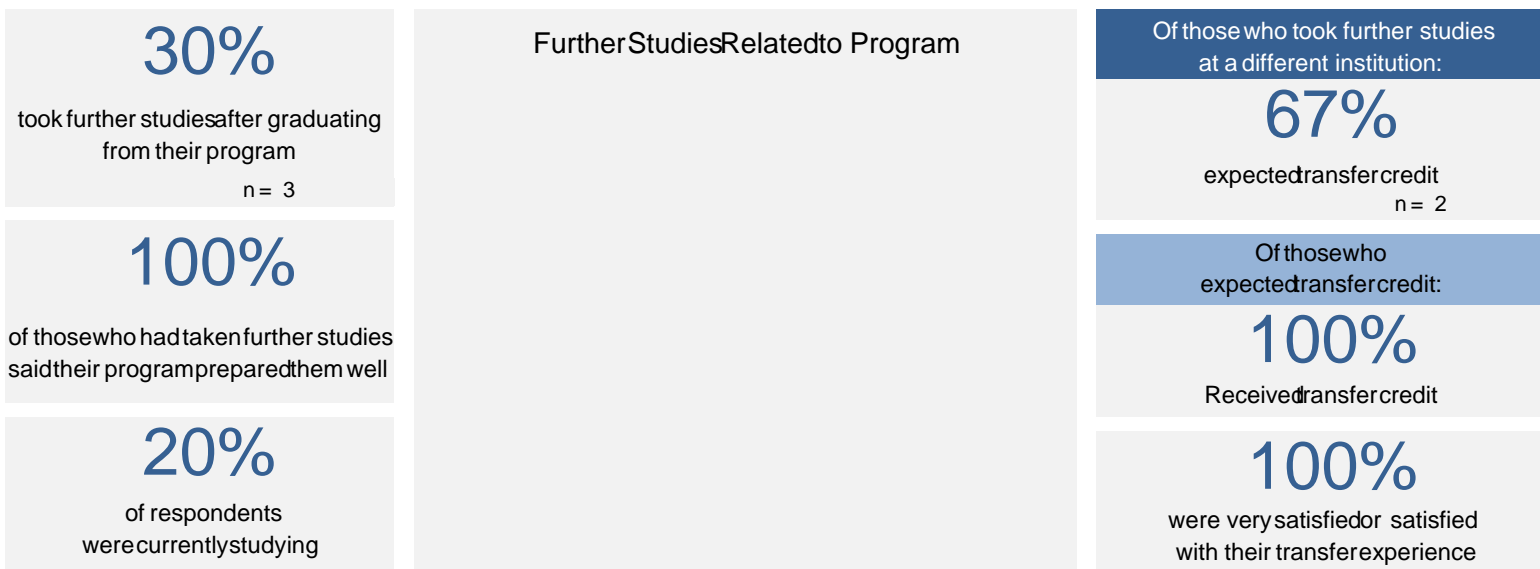
Cohort Respondents 23  
Response Rate 100%  
For ESL courses due prior to their studies

## Description of Survey Respondents

### Demographics



### Further Education



# Diploma, Associate Degree or Certificate Student Outcomes Summary of Survey Results: 2019 to 2023

Applied filters:  
CPCVCCInterior Design;

Cohort	23
Respondents	10
Response Rate	43%

## Employment Outcomes

Of those employed: n = 9

The "Employment rate" is the number employed as a percentage of all respondents. The "Unemployment rate" is the number of unemployed as a percentage of respondents in the labour force.

Weekly Hours Worked  
(median, main job)

30

Hourly Wage  
(median, main job)

\$30

Hourly Wage Group (main job)

Skills and Knowledge Gained  
Useful in Performing Job

Time Spent Looking for Employment

Top

	# Employed	% of those employed
Total of top occupations	9	
Total employed		

Total of top occupations  
Total employed 9

Diploma, Associate Degree, and Certificate Student Outcomes  
Summary of Survey Results: 2019 to 2023

