

*Applied Filters*

CPC: VCC: NUSD;

<i>Cohort</i>	262
<i>Respondents</i>	145
<i>Response Rate</i>	55%

Demographics

*Gender*

*Age at the Time of the Survey*

*Aboriginal Identity*

10%

*Based on domestic students only.*

*Median Age*

35

Further Education

40%

*took further studies after  
graduating from their  
program*

9%








*of respondents were studying  
at the time of the survey*

*Of those studying at the time of the survey: n = 13*

54%

*were studying  
full time*

*Type of further education*



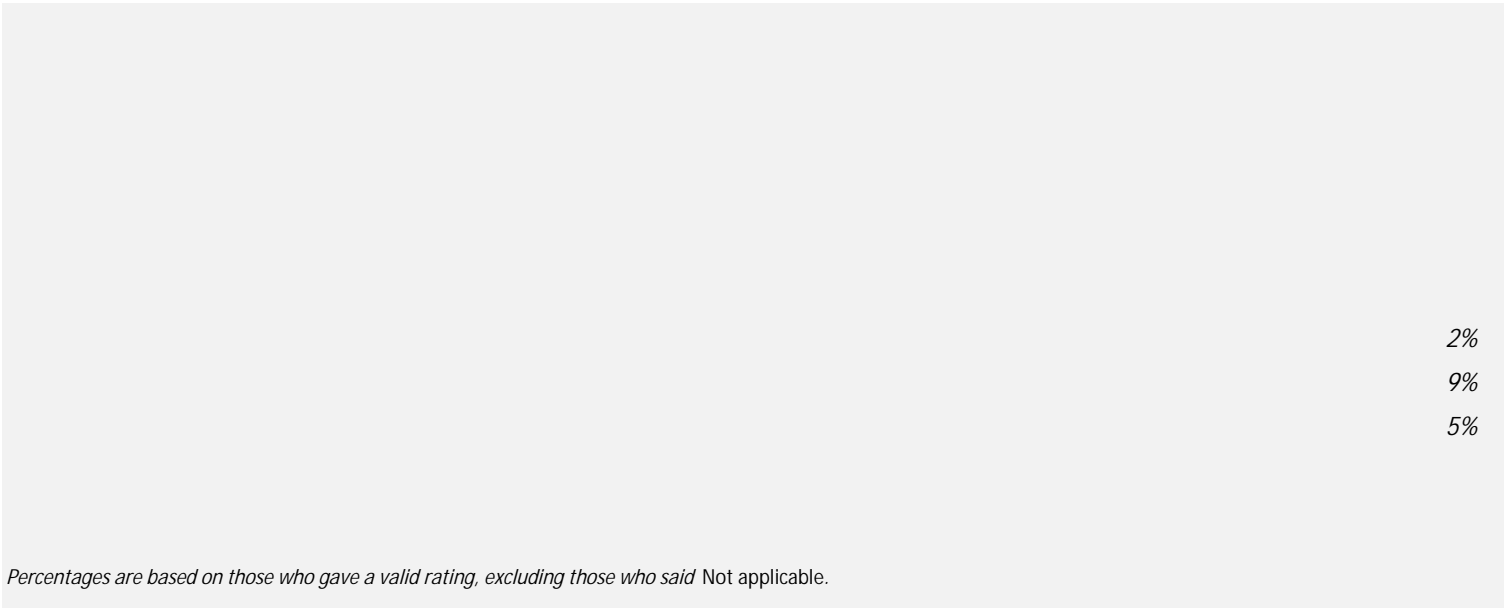

Baccalaureate Graduates Survey (BGS) 2 Year Out Survey  
Summary of Survey Results: 2018 to 2022

*Applied Filters*

*CPC: VCC: NUSD;*

<i>Cohort</i>	<i>262</i>
<i>Respondents</i>	<i>145</i>
<i>Response Rate</i>	<i>55%</i>

**Skill Development and Post**



2%  
9%  
5%

*Percentages are based on those who gave a valid rating, excluding those who said Not applicable.*

